

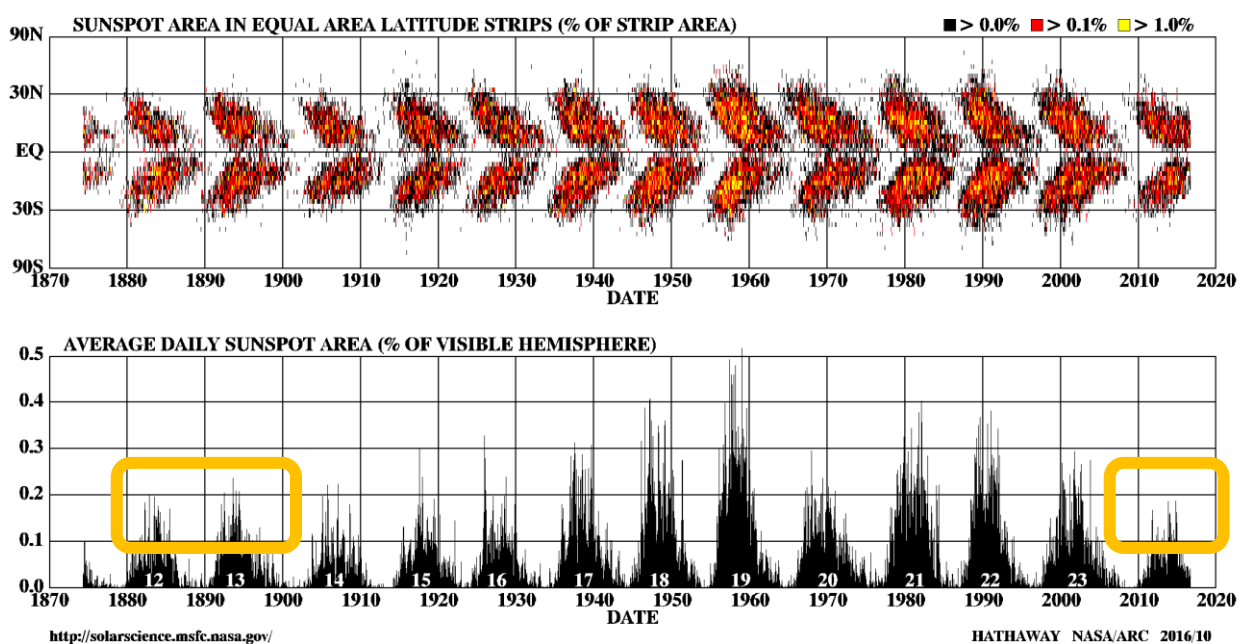
Sunspots Forecast Record Cold & Snow Its Already Begun

[— ADAPT 2030 Video Link —](#)



Starting off here with the **Daily Sunspot Area**. This is called the butterfly diagram. I highlighted some at the bottom there, the orange boxes of solar activity. Now we're going back and repeating something in the 1800s. Starting right now with the cooling and this is going to usher us into the 400-year cooling. A little bit down the road in say 2020 to 2023.

DAILY SUNSPOT AREA AVERAGED OVER INDIVIDUAL SOLAR ROTATIONS



Summer Snow Falling In Montana, Idaho And Wyoming



As we start moving ahead and we should start seeing the signs all around, but then, the corporate media just does not want to talk about these August snows that occurred across so many countries in the Northern Hemisphere. From Japan to Kyrgyzstan to Europe and here in the United States and in Canada.



[Click Here to Learn More](#)

Summer Snow Falling In Montana, Idaho And Wyoming

DENVER (CBS4) – An unusually cold late August storm system is bringing a chilly rain and some high altitude snow to parts of Wyoming, Montana and Idaho.



Summer snow was showing up on the Cody Bowl cam at Jackson Hole Monday morning. (credit: jacksonhole.com)

It was a substantial snowfall and you have to realize this is in August ! So these are just some of the signs that cooling has begun, and it's intensifying!

SNOW-
forecast.com



19th August 2018 | Posted by snowhunter

Earliest Snowfall Since Records Began at Ski Resort in Japan



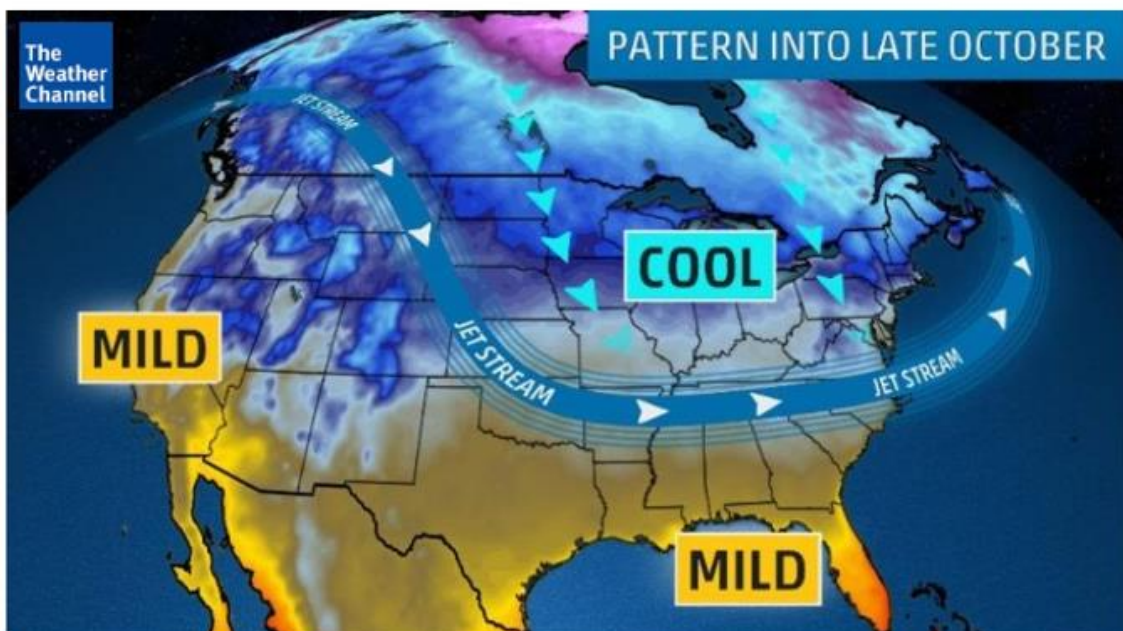
The corporate media is so quick to change their stance of, “ it's going to be a record hot October, November.”



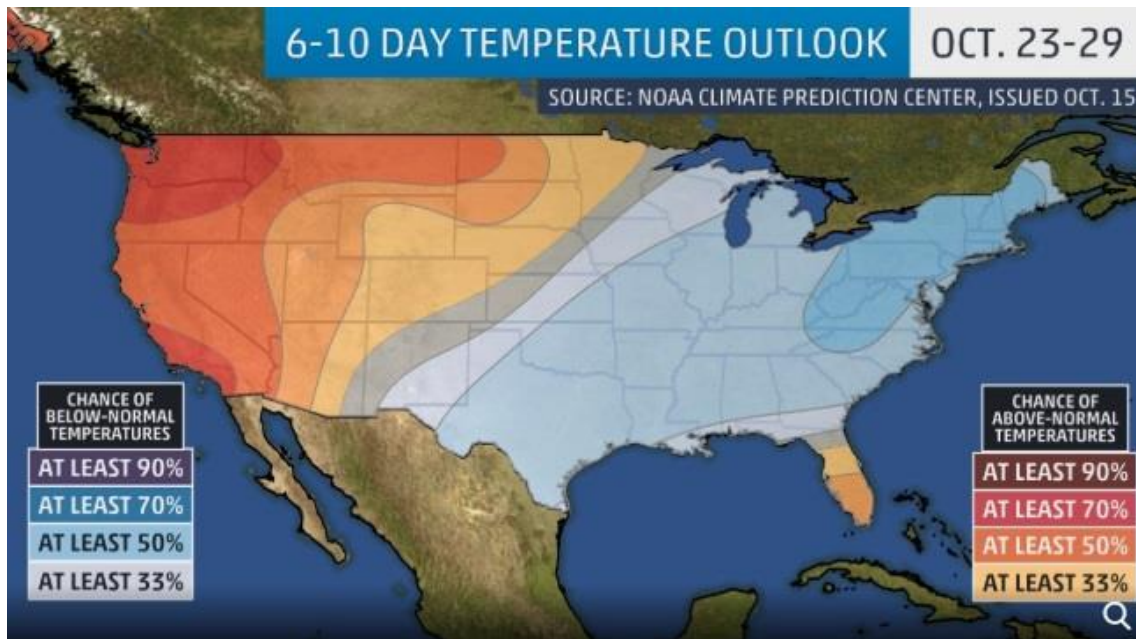
Now they flipped. Why October won't finish like it started.

Why October Won't Finish Like It Started

By Linda Lam · 3 hours ago · weather.com



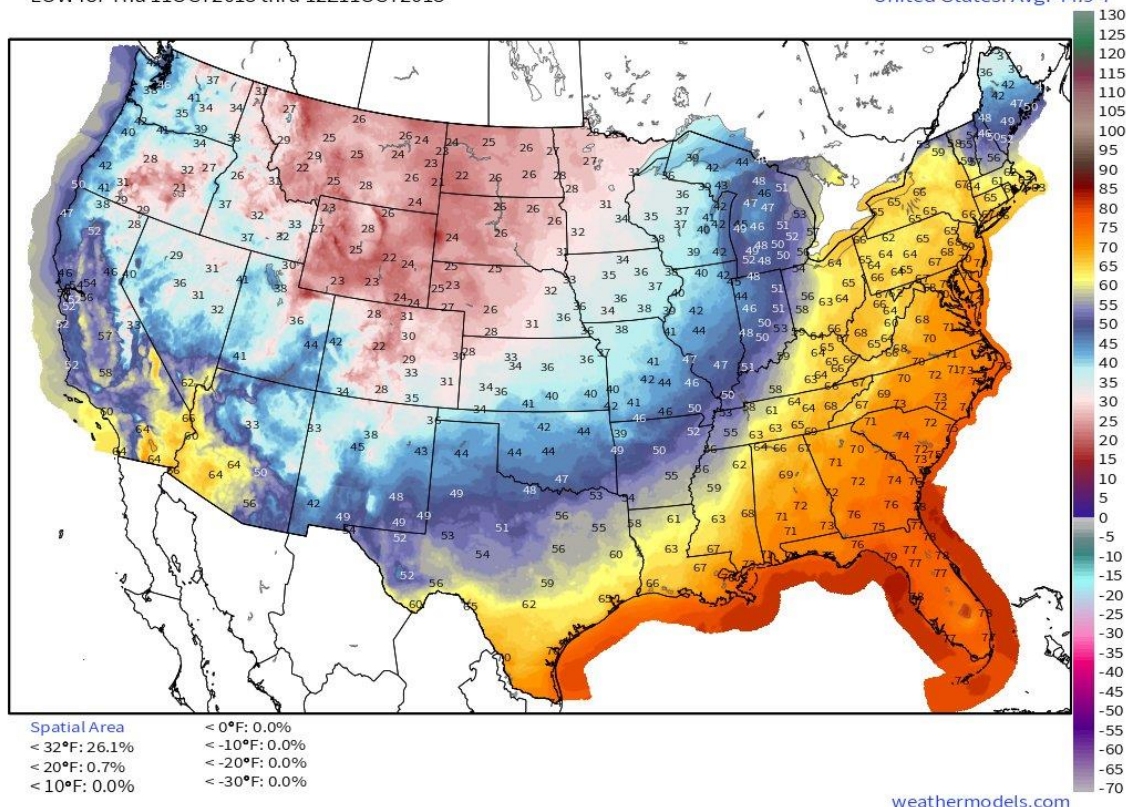
They just flipped into, “Whoa, look at all these below normal temperatures, at least over half the United States.” Remember this is going to extend up into Canada as well.



Bringing you over here, Ryan Maue putting these charts out. You can see those temperature gradients WAY up in Canada and that huge dip going down into Mexico through Texas. Record cold encompasses more than half the United States and GREAT amount of Canada, and bits of Mexico as well.

NWS NDFD Minimum Daily LOW TEMPERATURE [°F] 2018100915
 LOW for Thu 11OCT2018 thru 12Z11OCT2018

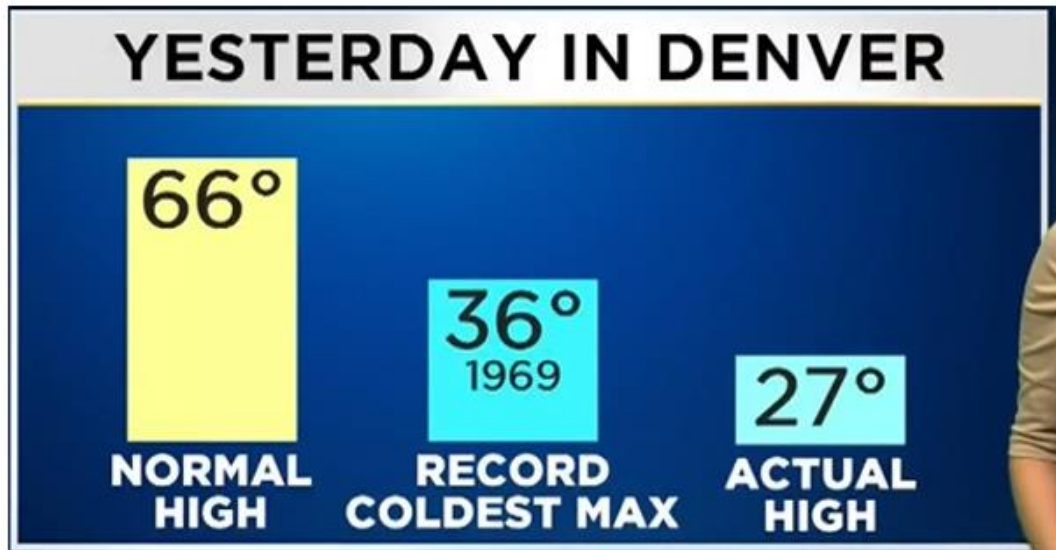
MIN|MAX: 10.48° | 83.01°F
 United States: Avg: 44.9°F



Denver Colorado, record cold for the high temperature. Previous record cold in 1969 was 36 degrees Fahrenheit, now the new record 27 degrees Fahrenheit.



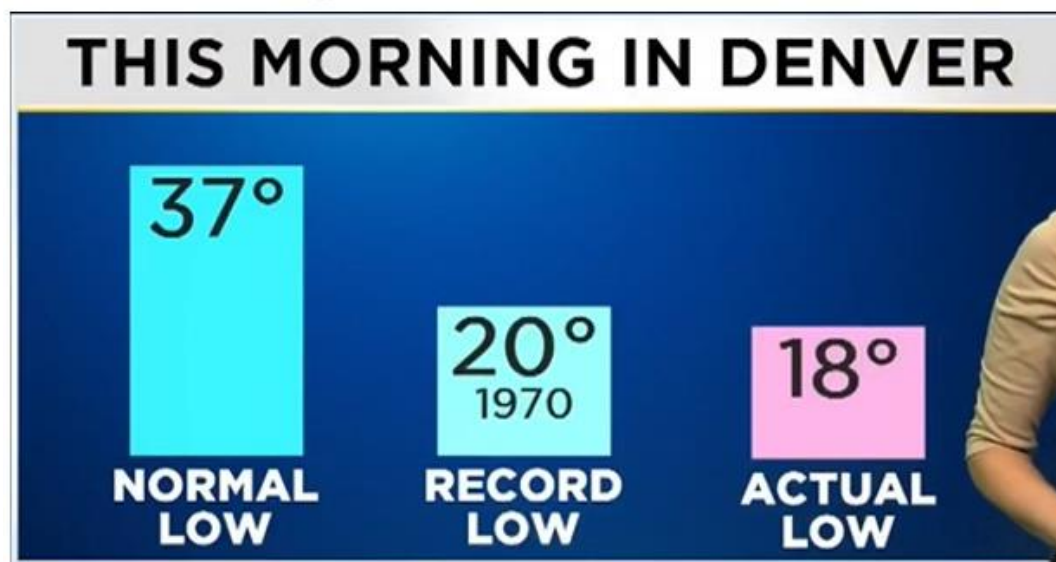
Warming Up After Record Cold



Looking back into the 70s, we'll find the same thing. The morning low temperatures were broken as well, 18 degrees Fahrenheit, while the old record was 20.



Warming Up After Record Cold



If we look at Denver through the news report, they talked about October high temperatures. Any of those blue boxes are below normal. When you start to look at that, you'll see 47, 40, 38, 37. The average temperature is supposed to be 66 at this time of the year. These are WELL, well, well below the normal.



How did I find that information? Well, I pulled the next screen here from the **DENVER ALMANAC**. Even after that record cold, you can still see it's below normal.



Warming Up After Record Cold



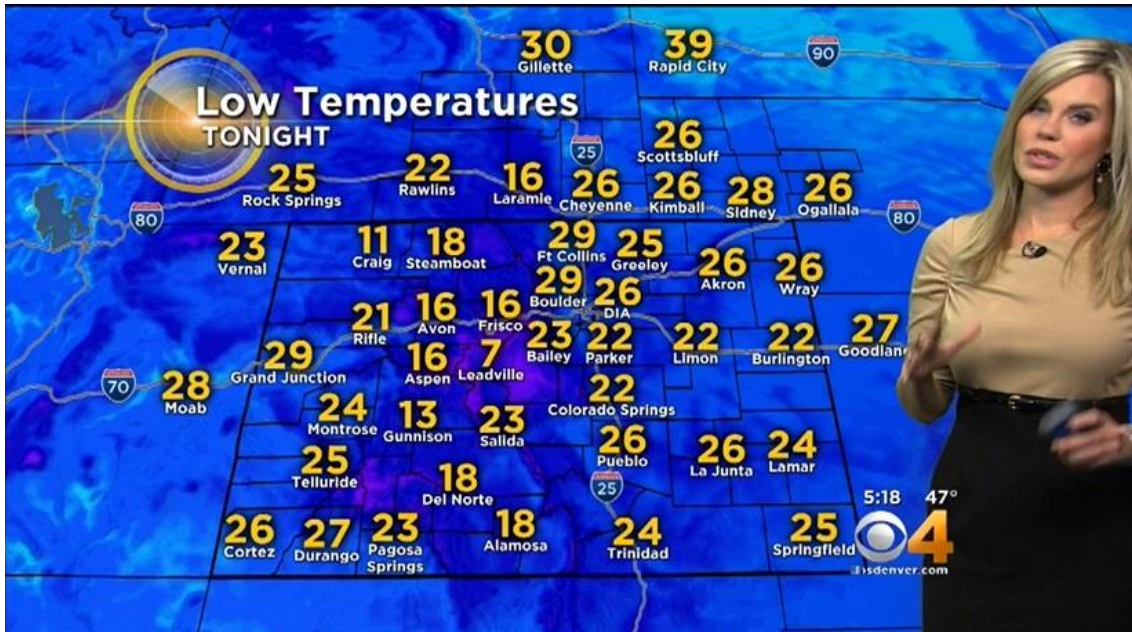
What's most interesting in the news report is what they put for the warming up after the record cold. Notice that heat graph. If you didn't know what you were looking at, you would think, that was warm and this is after record cold. They like to show how much it's going to warm up after the record cold. They put these oranges over there like it's 95 degrees Fahrenheit!



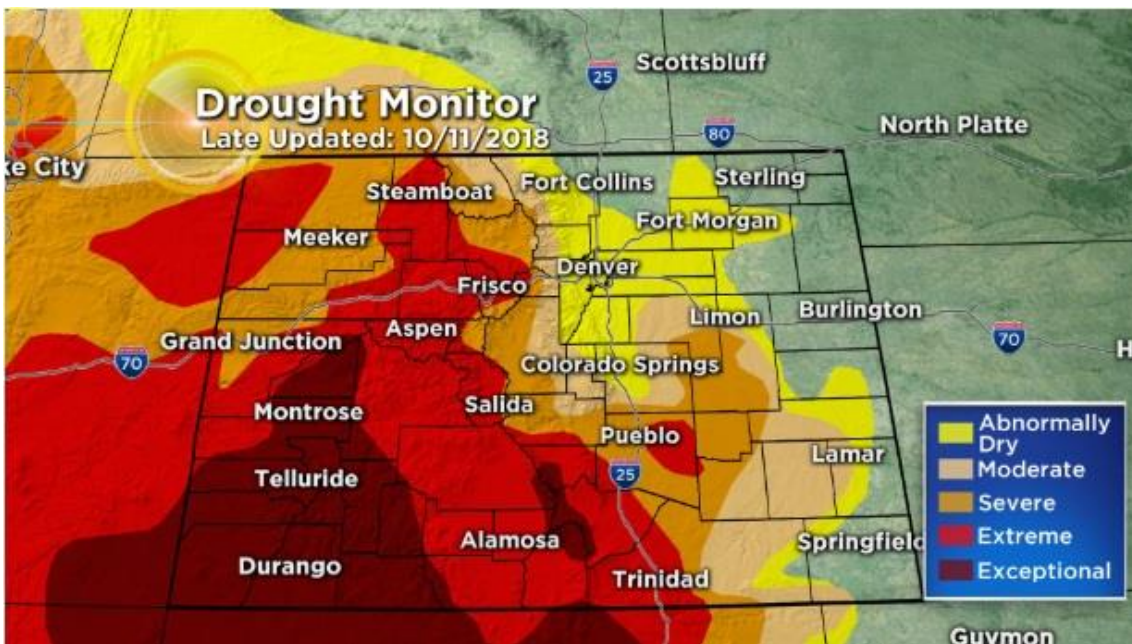
Warming Up After Record Cold



But when we look at the temperatures across the whole area, from Wyoming down to Colorado etc., these low temperatures are in the 20s. These are December low temperatures, late December. It seems that the weather patterns are about a month and a half to two months ahead of where they should be, which indicates extreme cooling on the way.



Mix into this the droughts. You can understand why our crops across the United States are being decimated, especially focusing in on wheat and oats.



More indications of cooling on our planet? New record, earliest measurable snowfall in Kansas City plus we're seeing this across Europe and Asia as well right now as well.

New Record Earliest Measurable Snowfall

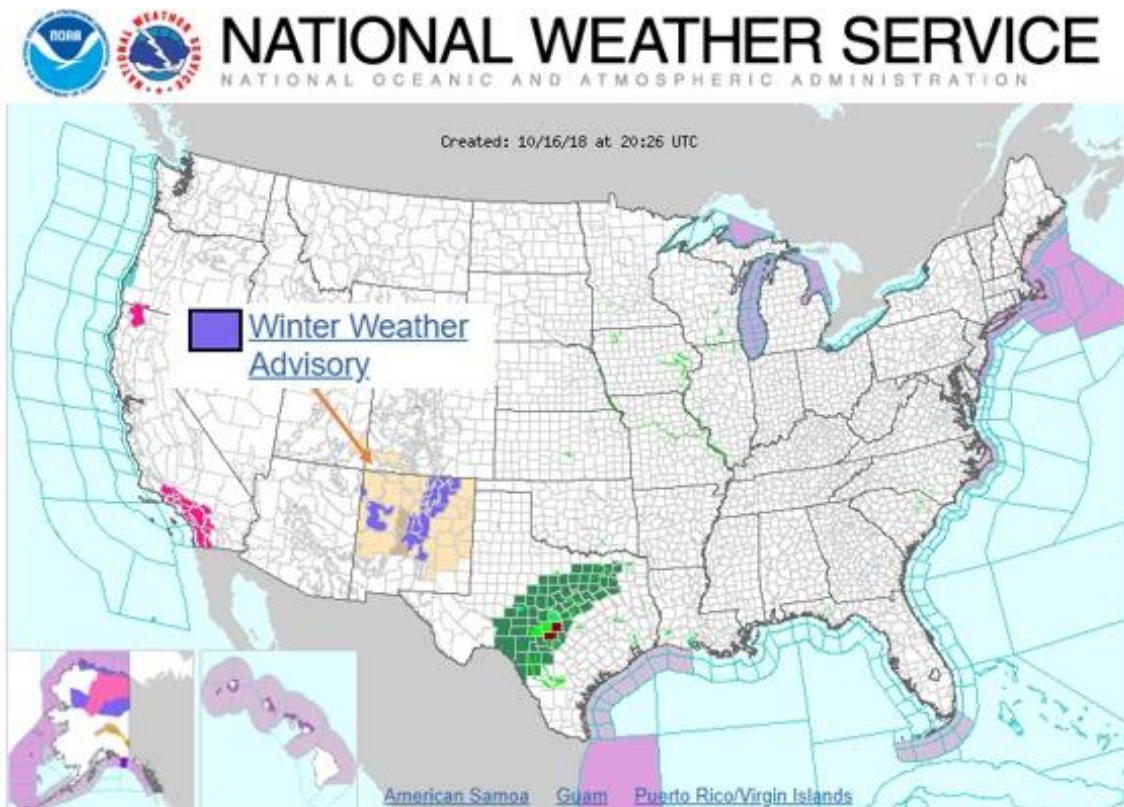
Kansas City	
Date	Value (In)
10-14-2018	0.2
10-17-1898	3.3
10-26-1913	1.0
10-26-1997	1.0
10-27-1925	0.5
10-29-1917	0.8
10-31-1912	1.0
10-31-1951	0.1
11-01-1991	0.4
11-02-1995	0.4

National Weather Service - Kansas City 10/15/2018

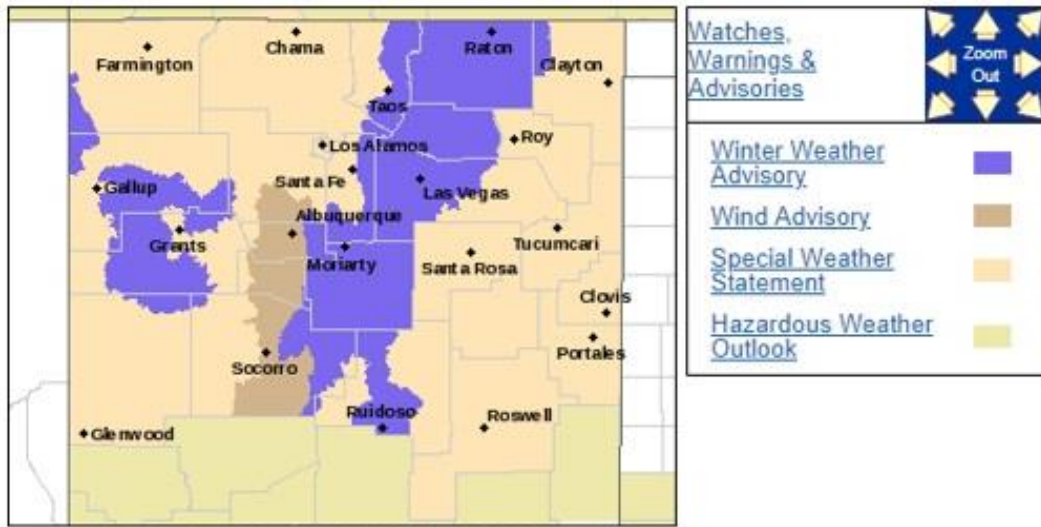
 **NWS Kansas City**  
 @NWSKansasCity

Measurable snowfall is pretty rare during the month of October in KC; only having occurred 7 times since records began. However, yesterday we broke a new record by measuring the earliest snowfall (0.2") which broke the previous record set in 1898.
 7:00 PM - Oct 15, 2018

NATIONAL WEATHER SERVICE Winter Weather Advisory. Where is that? Are you kidding me? We're clear down in, what? New Mexico and Arizona for these winter weather advisories.



Indeed it is. Look at that! Vegas, even under a winter weather advisory.

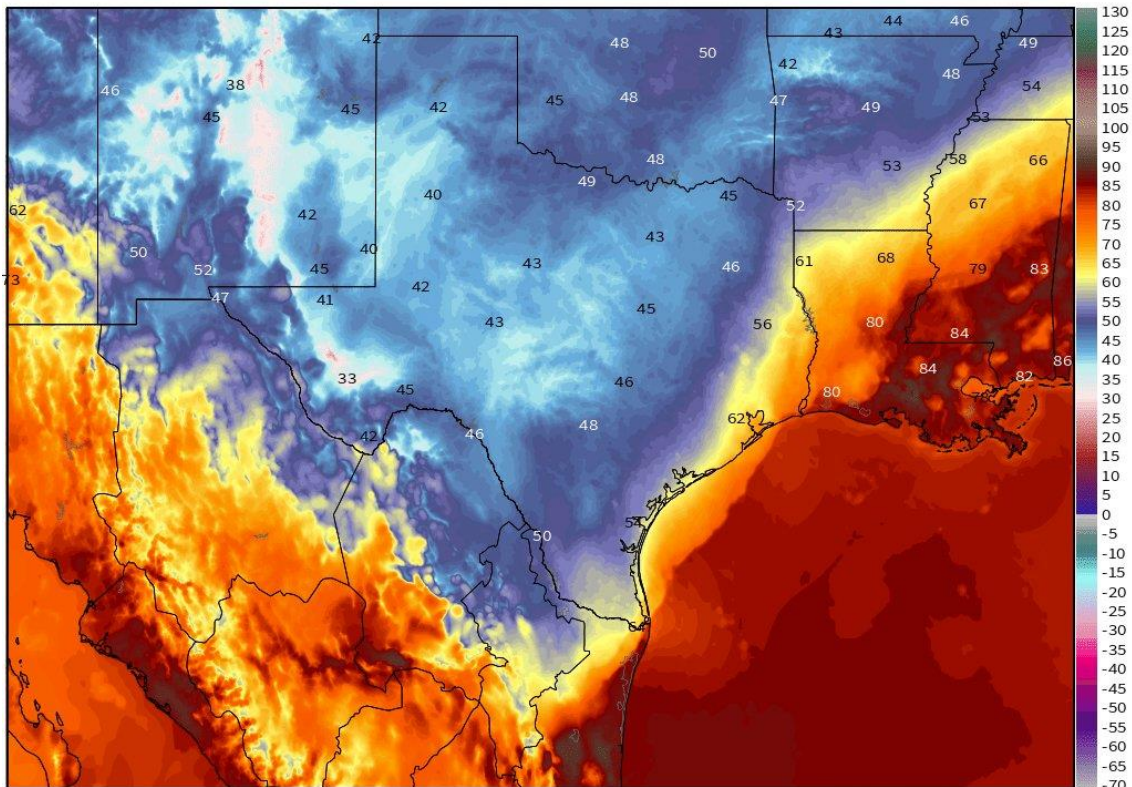


Last Map Update: Tue, Oct. 16, 2018 at 2:27:04 pm MDT

Look closely in here, temperatures are in Fahrenheit, for the last couple of days. You can see how cold it really was.

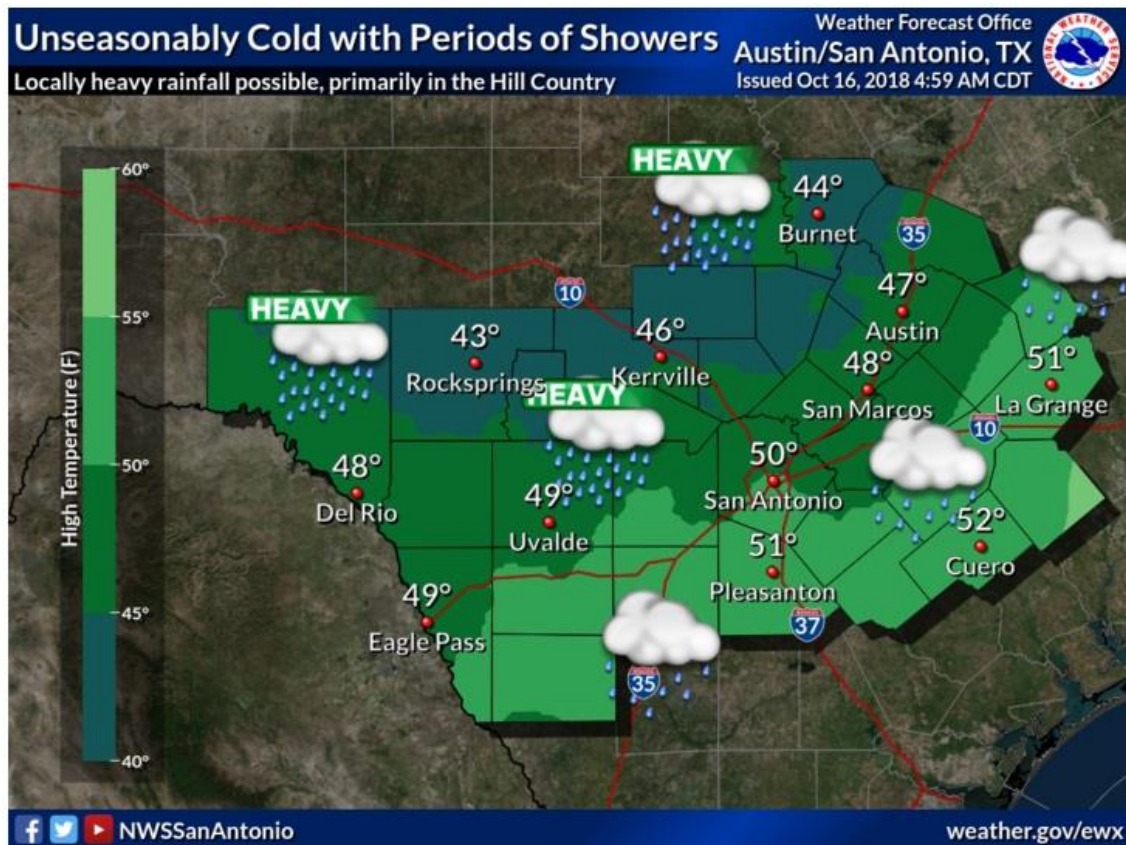
RTMA Temperature [°F] Mon 20:45Z15OCT2018

MIN|MAX 22.09° | 91.78°F



weathermodels.com | @ryanmaue

Even the **National Weather Service** comes out and calls it *unseasonably cold* with periods of showers. You know they had to admit straight up that it was cold because people are feeling it and they're noticing it. That's how cold below normal is. They can't just brush it under the rug. If it was five degrees Fahrenheit below normal temperatures, even 8 or 10, they would have blown it away. But since it's extreme 20-25 degrees below normal, they have to talk about it.



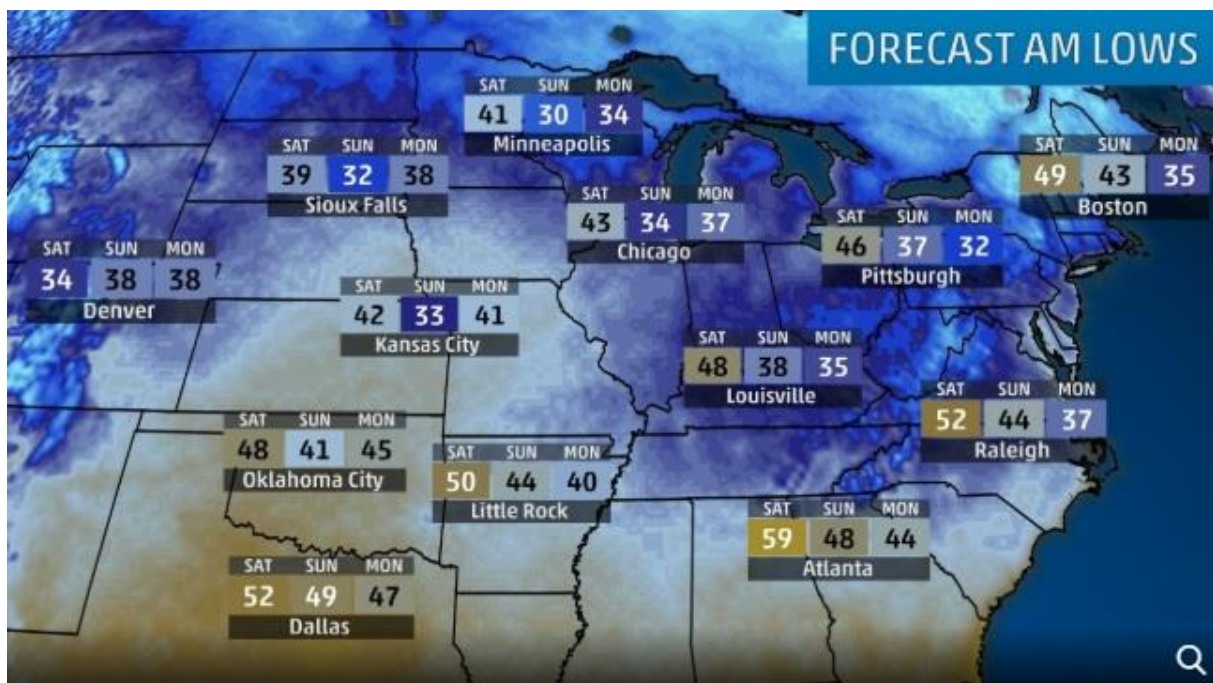
What happened with all this, “October and November is going to be super mild and even hot because of Global Warming.” Now they flipped it. Corporate media flips it by the week. They're seasonal forecasts. If it didn't fit the model, they'll just flip it right back a week later. Cold winds to pelt the Northeast, first snowflakes, power outages, and high winds.

Cold winds to pelt northeastern US with 1st snowflakes of season, local power outages and damage

AccuWeather alex.sosnowski, AccuWeather - October 16, 2018



Then we're looking at these types of temperatures dropping, dropping, dropping into the 30s. I thought that would be late November weather. This is about a month ahead on the temperatures and these frost, freeze, threats are ahead of the normal schedule as well.



They're talking snow in Tennessee, of all places. Temperatures are going to plunge down into the 20s and 30s Fahrenheit. 20 degrees Fahrenheit should be at least in November and December, not the middle of October.

Cold winds to pelt northeastern US with 1st snowflakes of season, local power outages and damage

AccuWeather alex.sosnowski, AccuWeather - October 16, 2018

Temperatures will plunge into the 20s and 30s F around the Great Lakes and central and northern Appalachians to the 30s and lower 40s along the Interstate 95 corridor. With the wind and other conditions, AccuWeather RealFeel® Temperatures will be 10-15 degrees lower.



Bringing you a happy note here! The cute little Lemur, Denver Zoo, welcomes the extremely rare new baby. All the links are below in the description box.



Denver Zoo Welcomes Extremely Rare New Baby

A new baby born at the Denver Zoo is among the rarest -- and hardest to see -- animals in the world.

I encourage you to listen to episode #122 of Mini Ice Age Conversations. Because you have to realize the government's definitely not going to be telling you about this because of global panic would ensue. And I tried to explain it the best way I can in that episode.

ADAPT 2030 My Patriot Supply Links: Take the fear out of difficult situations
2-Week Food Supply: (1,500+ calories/day with 92 servings)
www.preparewithadapt2030.com Hearty Soups Kit with 104 servings
<http://bit.ly/2A4c1hk>

ADAPT 2030 Amazon Grand Solar Minimum Store
<https://www.amazon.com/shop/adapt2030>

*** ADAPT 2030 True Leaf Market Link ***
<http://www.pjtra.com/t/SkNITkxPS0xDR0...>

Mini Ice Age Conversations Podcast
MIAC #122 Would you tell the population of the impending changes on Earth?
<http://adapt2030.libsyn.com/miac-122-...>

*** Today's Story Links ***

Butterfly Diagram <https://solarscience.msfc.nasa.gov/im...>

Winter Forecast Snowfall <https://pbs.twimg.com/media/DpCLld4Xc...>

Record early snowfall in Kansas City <https://www.iceagenow.info/record-ear...>

Denver – Record low temps two days in a row

<https://www.iceagenow.info/denver-rec...>

Denver Zoo Welcomes Extremely Rare New Baby Lemur

<https://denver.cbslocal.com/2018/09/1...>

<https://denver.cbslocal.com/search/?q...>

Summer Snow Falling In Montana, Idaho And Wyoming

<https://denver.cbslocal.com/2018/08/2...>

Winter Warning New Mexico and Nevada <https://www.weather.gov/abq/>

Cold Texas <https://www.weather.gov/ewx/>

Weather USA <https://www.weather.gov/>

Why October Won't Finish Like It Started

<https://weather.com/forecast/regional...>

Cold winds to pelt northeastern US with 1st snowflakes of season

<https://www.yahoo.com/news/cold-blast...>

Temperature maps Ryan Maue

<https://pbs.twimg.com/media/DplBqhYVs...>

<https://pbs.twimg.com/media/DplBqhYVs...>

ADAPT 2030



[ADAPT 2030 Mini Ice Age 2015–2035 Series on YouTube](#)

*** ADAPT 2030 Social Media Links ***

1.) PATREON www.patreon.com/adapt2030

2.) BITCHUTE <https://www.bitchute.com/hashtag/adapt2030/>

3.) STEEM <https://steemit.com/@adapt2030>





ADAPT 2030 (36)

Covering Grand Solar Minimum Intensification, Crop Losses, Cold Weather Anomalies & Stories the MSM Refuses to Discuss

400 followers | 120 posts | 5 following

oilseedcrops.org | Joined August 2016

<https://steemit.com/@adapt2030>

*** [Stories also on STEEMIT](#) ***

4.) *** ADAPT 2030 True Leaf Market Link ***



[*** ADAPT 2030 True Leaf Market Link ***](#)

5.) **Mini Ice Age Conversations Podcast**

Libsyn: <http://adapt2030.libsyn.com/>

iTunes: <https://itunes.apple.com/us/podcast/adapt-2030-mini-ice-age-conversations/id1200142326>

6.) FB <https://www.facebook.com/Miniiceage>

7.) TWITTER <https://twitter.com/adapt2030>

8.) YOUTUBE www.youtube.com/user/MyanmarLiving



Medium

[*** Stories also on Medium ***](#)

9.) MEDIUM <https://medium.com/@globalcooling>

Weekly Podcast



Mini Ice Age Conversations Podcast is available on [iTunes](#), [Soundcloud](#), [Stitcher Radio](#) and [Libsyn](#)